



Relationships and Sex Education Policy

Including statutory requirements from 2020.

Equalities Statement

Over recent years, schools and academies have (in line with other institutions and public bodies) been working towards an improved understanding of the diverse nature of their communities. Much of the work is in response to new legislation that places an increased duty on schools, academies and other settings to tackle radicalisation and to establish a positive ethos of British Values. Legislation requires schools and academies both to eliminate direct or indirect discrimination, victimisation or harassment and to promote equalities for students, staff and others who use their facilities.

In our Trust we work to ensure that there is equality of opportunity for all members of our community who hold a range of protected characteristics as defined by the Equality Act 2010, as well as having regard to other factors which have the potential to cause inequality, such as, socio-economic factors.

Document Management

Date Approved:	28 February 2020
Next review date:	27 February 2022
Approved by:	Board of Directors
Responsible for:	Director of Primary/Secondary

Contents

1. Scope	3
2. Aims	3
3. Statutory requirements	3
4. Policy development	3
5. Definition	4
6. Curriculum	4
7. Delivery of RSE	5
8. Pupils with Special Education Needs and Disabilities (SEND)	5
9. Equality	6
10. Roles and responsibilities	6
11. Parents' right to withdraw	7
12. Assessment and Monitoring	7
Appendix 1: Curriculum map	8
Appendix 2: By the end of primary school pupils should know	17
Appendix 3: By the end of secondary school pupils should know	19
Appendix 4: Parent form: withdrawal from sex education within RSE	21

1. Scope

This policy applies to all schools within Swale Academies Trust.

2. Aims

The aims of relationships and sex education (RSE) within our Trust are to:

- Provide a framework in which sensitive discussions can take place
- Prepare pupils for puberty, and give them an understanding of sexual development and the importance of health and hygiene
- Help pupils develop feelings of self-respect, confidence and empathy
- Create a positive culture around issues of sexuality and relationships
- Teach pupils the correct vocabulary to describe themselves and their bodies
- Support character development to prepare young people for the future

3. Statutory requirements

At our **primary** schools we must provide relationships education to all pupils as per section 34 of the [Children and Social work act 2017](#).

We do not have to follow the National Curriculum but we are expected to offer all pupils a curriculum that is similar to the National Curriculum including requirements to teach science which would include the elements of sex education contained in the science curriculum.

In teaching RSE, we are required by our funding agreements to have regard to [guidance](#) issued by the secretary of state as outlined in section 403 of the [Education Act 1996](#).

At our **primary** schools we teach RSE as set out in this policy.

At our **secondary** academy schools we must provide RSE to all pupils as per section 34 of the [Children and Social work act 2017](#).

In teaching RSE, we are required by our funding agreements to have regard to [guidance](#) issued by the secretary of state as outlined in section 403 of the [Education Act 1996](#).

At our **secondary** schools we teach RSE as set out in this policy.

4. Policy development

This policy has been developed in consultation with staff, pupils and parents. The consultation and policy development process involved the following steps:

1. Review – a cross-Trust working group pulled together all relevant information including relevant national and local guidance
2. Staff consultation – all school staff were given the opportunity to look at the policy and make recommendations

3. Parent/stakeholder consultation – parents and any interested parties were invited to share their views and thoughts about the policy
4. Pupil consultation – we investigated what exactly pupils want and need from their RSE
5. Ratification – once amendments were made, the policy was shared with local governing bodies/challenge committees and ratified

5. Definition

RSE is about the emotional, social and cultural development of pupils, and involves learning about positive relationships, sexual health, sexuality, healthy lifestyles, diversity and personal identity at developmentally appropriate levels across the different phases.

RSE involves a combination of sharing information, and exploring issues and values in a safe and inclusive environment.

RSE is not about the promotion of sexual activity.

6. Curriculum

Our curriculum is set out as per Appendix 1 but we adapt it as and when necessary.

We have developed the curriculum in consultation with parents, pupils and staff, taking into account the age, developmental needs and feelings of pupils. If pupils ask questions outside the scope of this policy, teachers will respond in an appropriate manner so they are fully informed and don't seek answers online.

Primary sex education will focus on:

- Preparing boys and girls for the changes that adolescence brings (beyond the factual and anatomical teaching of puberty and the human body covered in the science curriculum)
- How a baby is conceived and born

RSE within our **primary** schools extends beyond what is covered within the national curriculum expectations for science.

Secondary sex education will focus on:

- Intimate sexual relationships and sexual health
- Online media including risky behaviours

For more information about our curriculum, see our curriculum map in Appendix 1.

7. Delivery of RSE

Across our Trust schools, RSE is taught within the context of family life taking care to ensure that there is no stigmatisation of children based on their home circumstances with the recognition that families may take many different forms. We help our children to reflect sensitively that some may have a different structure of support around them. Providing opportunities to build their character.

High quality resources support our RSE provision and delivery. These are reviewed regularly and enable the RSE curriculum to be embedded across all areas of the curriculum as an integral part of daily school life.

Biological aspects of RSE are taught within the science curriculum, and other aspects are included in religious education (RE).

In our **primary** schools relationships education focuses on teaching the fundamental building blocks and characteristics of positive relationships including:

- Families and people who care for me
- Caring friendships
- Respectful relationships
- Online relationships
- Being safe

The following statements outline what is covered within our **primary** RSE curriculum in addition to the statutory science curriculum:

- Preparing boys and girls for the changes that adolescence brings (beyond the factual and anatomical teaching of puberty and the human body covered in the science curriculum)
- How a baby is conceived and born

For more information about our RSE curriculum, see Appendices 1 and 2.

In our **secondary** schools, RSE focuses on giving young people the information they need to help them develop healthy, nurturing relationships of all kinds including:

- Families
- Respectful relationships, including friendships
- Online and media
- Being safe
- Intimate and sexual relationships, including sexual health

For more information about our RSE curriculum, see Appendices 1 and 2.

8. Pupils with Special Education Needs and Disabilities (SEND)

RSE is accessible for all pupils. We recognise the importance of planning teaching for pupils with special educational needs and disabilities. High quality teaching that is differentiated and personalised will be the starting point to ensure accessibility.

We recognise that some pupils are more vulnerable to exploitation, bullying and other issues due to the nature of their SEND. RSE can also be particularly important subjects for some pupils; for example, those with Social, Emotional and Mental Health needs or learning disabilities.

9. Equality

Under the provisions of the Equality Act 2010, schools must not unlawfully discriminate against pupils because of their age, sex, race, disability, religion or belief, gender reassignment, pregnancy or maternity, marriage or civil partnership or sexual orientation (collectively known as the protected characteristics).

Within the Trust we make reasonable adjustments to alleviate disadvantage and are aligned with the SEND Code of Practice & Mainstream Core Standards when planning for these subjects.

10. Roles and responsibilities

10.1 The Governing Body

Local Governing Bodies/Challenge Committees will monitor the ongoing implementation of this policy.

10.2 The Headteacher

Headteachers are responsible for ensuring that RSE is taught consistently in schools across the Trust, and for managing requests, where appropriate, to withdraw pupils from non-statutory components of RSE (see section 8).

10.3 Staff

All staff in all schools across the Trust are responsible for:

- Delivering RSE in a sensitive way
- Modelling positive attitudes to RSE
- Monitoring progress
- Responding to the needs of individual pupils
- Responding appropriately to pupils whose parents wish them to be withdrawn from the non-statutory components of RSE

Staff do not have the right to opt out of teaching RSE as outlined in this Trust policy. Staff who have concerns about teaching RSE are encouraged to discuss this with the headteacher of their school.

10.4 Pupils

Pupils are expected to engage fully in RSE and, when discussing issues related to RSE, treat others with respect and sensitivity.

11. Parents' right to withdraw

Parents do not have the right to withdraw their children from relationships education.

In our Trust **primary** schools parents have the right to withdraw their children from the non-statutory components of sex education within RSE as outlined below and in appendix 1.

- Preparing boys and girls for the changes that adolescence brings (beyond the factual and anatomical teaching of puberty and the human body covered in the science curriculum)
- How a baby is conceived and born

In our Trust **secondary** schools parents have the right to withdraw their children from the non-statutory components of sex education within RSE up to and until 3 terms before the child turns 16. After this point, if the child wishes to receive sex education rather than being withdrawn, the school will arrange this.

Requests for withdrawal should be put in writing using the form found in Appendix 3 of this policy and addressed to the headteacher of the school.

A copy of withdrawal requests will be placed in the pupil's educational record. The headteacher will discuss the request with parents and take appropriate action.

12. Assessment and Monitoring

The delivery of RSE is monitored by leadership teams in our Trust schools through systems including (but not limited to):

- planning scrutinies
- learning walks
- pupil voice

Pupils' development in RSE is monitored as part of our internal assessment systems and are used to ensure all pupils gain a sound knowledge of all curriculum areas. Appropriate support and intervention is put in place as needed.

This policy will be reviewed by a cross-Trust working party every 3 years (or as needed). At every review, the policy will be approved by local governing bodies and Challenge Committees.

Appendix 1: Curriculum map

Relationships and sex education curriculum map

Effective teaching in these subjects will ensure that core knowledge is broken down into units of manageable size and communicated clearly to pupils, in a carefully sequenced way, within a planned programme of lessons.

Changing me relates to Sex Education.



Changing Me Puzzle Map - F2 (Reception) - Ages 4-5

Puzzle Outcome

Help me fit together the six pieces of learning about Changing Me to create the Tree of Change (see Piece 2)

Weekly Celebration	Pieces	Learning Intentions	Resources
Understand that everyone is unique and special	1. My Body	I can name parts of the body	Large paper big enough to fit the outline of a child on Post-its or labels of body parts Book: 'Look Inside Your Body' by Louie Stowell Jigsaw Jenie Jigsaw Jerrie Cat Jigsaw Chime
Can express how they feel when change happens	2. Respecting My Body	I can tell you some things I can do and foods I can eat to be healthy	Jigsaw Song sheet: 'Make a Good Decision' Selection of pictures that show healthy/less healthy activities/food 2 containers/hoops for sorting Magazines/food leaflets for child-initiated Paper Jigsaw Jenie Jigsaw Jerrie Cat Jigsaw Chime
Understand and respect the changes that they see in themselves	3. Growing Up	I understand that we all grow from babies to adults	Jigsaw Song sheet: 'A New Day' Book: 'Tell Me What It's Like To Be Big', by Joyce Dunbar Book: 'I Wonder Why Kangaroos Have Pouches', by Jenny Wood Picture cards showing different developmental stages of life ranging from baby to elderly (Teachers to find more) Jigsaw Jenie Jigsaw Jerrie Cat Jigsaw Chime
Understand and respect the changes that they see in other people	4. Fun and Fears Part 1	I can express how I feel about moving to Year 1	Jigsaw Song sheet: 'A New Day' Book: 'The Huge Bag of Worries' by Virginia Ironside Book: 'I Wonder Why Kangaroos Have Pouches', by Jenny Wood Book: 'The Very Hungry Caterpillar', by Eric Carle Box or bag for worries/looking forward to ideas Jigsaw Jenie Jigsaw Jerrie Cat Jigsaw Chime
Know who to ask for help if they are worried about change	5. Fun and Fears Part 2	I can talk about my worries and/or the things I am looking forward to about being in Year 1	Jigsaw Jenie Music Jigsaw Jerrie Cat Jigsaw Chime
Are looking forward to change	6. Celebration	I can share my memories of the best bits of this year in Reception	Paper A special box Jigsaw Jenie Jigsaw Jerrie Cat Jigsaw Chime



Changing Me Puzzle Map - F1 (Nursery/Pre-school) - Ages 3-4


Puzzle Outcome

Help me fit together the six pieces of learning about Changing Me to create the Tree of Change (see Piece 2)

Weekly Celebration	Pieces	Learning Intentions	Resources
Understand that everyone is unique and special	1. My Body	I can name parts of my body and show respect for myself	Bag/box Book: 'Look Inside Your Body', by Louie Stowell Labels naming all the different body parts Pictures of all the different body parts that will go together to form a whole body Jigsaw Jenie Jigsaw Jerrie Cat Jigsaw Chime
Can express how they feel when change happens	2. Respecting My Body	I can tell you some things I can do and some food I can eat to be healthy	Jigsaw Song sheet: 'Make a Good Decision' Selection of pictures that show healthy/not so healthy activities/food Jigsaw Jenie Jigsaw Jerrie Cat Jigsaw Chime
Understand and respect the changes that they see in themselves	3. Growing Up	I understand that we all start as babies and grow into children and then adults	Jigsaw Song sheet: 'A New Day' Book: 'I wonder why kangaroos have pouches' by Jenny Wood Book: 'The Very Hungry Caterpillar' by Eric Carle Pictures ranging from a baby to a toddler, showing different stages of development, e.g. drinking milk, teething, crawling, toileting Jigsaw Jenie Jigsaw Jerrie Cat Jigsaw Chime
Understand and respect the changes that they see in other people	4. Growth and Change	I know that I grow and change	Jigsaw Song sheet: 'A New Day' Book: 'Huge Bag of Worries', by Virginia Ironside Seeds Pots Compost Jigsaw Jenie Jigsaw Jerrie Cat Jigsaw Chime
Know who to ask for help if they are worried about change	5. Fun and Fears	I can talk about how I feel moving to School from Nursery	Music Jigsaw Jenie Jigsaw Jerrie Cat Jigsaw Chime
Are looking forward to change	6. Celebration	I can remember some fun things about Nursery this year	Jigsaw Jenie Jigsaw Jerrie Cat Jigsaw Chime

Puzzle 6 - Changing Me

Puzzle Map - Ages 5-6



Puzzle Outcome

Help me fit together the six pieces of learning about Changing Me to create the Tree of Change display
Piece 5 Flowers

Weekly Celebration	Pieces	PSHE learning intention	Social and emotional development learning intention	Resources
Understand that everyone is unique and special	1. Life cycles	I am starting to understand the life cycles of animals and humans	I understand that changes happen as we grow and that this is OK	Jigsaw Jack, Find your pair cards, Jigsaw Chime, 'Calm Me' script, Jigsaw Song: A New Day, Teacher's photos., series of photos from baby to adult, YouTube clip of frog's lifecycle (teacher to source), Life cycle cards, Jigsaw Journals, My Jigsaw Learning, Jigsaw Jerrie Cat.
Can express how they feel when change happens	2. Changing Me	I can tell you some things about me that have changed and some things about me that have stayed the same	I know that changes are OK and that sometimes they will happen whether I want them to or not	Jigsaw Chime, 'Calm Me' script, Jigsaw Jack, Life cycle cards, Paper for concertina booklets, Jigsaw Journals, My Jigsaw Learning, Jigsaw Jerrie Cat.
Understand and respect the changes that they see in themselves	3. My Changing Body	I can tell you how my body has changed since I was a baby	I understand that growing up is natural and that everybody grows at different rates	Jigsaw Chime, 'Calm Me' script, Jigsaw Song: 'A New Day', Jigsaw Jack, Baby photo of the teacher, Baby photos brought in by the children in a box, Jigsaw Journals, My Jigsaw Learning, Jigsaw Jerrie Cat.
Understand and respect the changes that they see in other people	4. Boys' and Girls' Bodies	I can identify the parts of the body that make boys different to girls and can use the correct names for these: penis, testicles, vagina, vulva, anus	I respect my body and understand which parts are private	Jigsaw Jack, Jigsaw Chime, 'Calm Me' script, Male/female animal PowerPoint, PE hoops or flipchart paper, Body parts cards, PowerPoint of body parts, Jigsaw Journals, My Jigsaw Learning, Jigsaw Jerrie Cat.
Know who to ask for help if they are worried about change	5. Learning and Growing Puzzle Outcome: Piece 5 Flowers	I understand that every time I learn something new I change a little bit	I enjoy learning new things	Jigsaw Song: 'A New Day', Jigsaw Jack, Jigsaw Chime, 'Calm Me' script, Picture cards, Flower shape and petals for flipchart, Flower templates, Jigsaw Journals, My Jigsaw Learning, Jigsaw Jerrie Cat.
Are looking forward to change	6. Coping with Changes Assessment Opportunity ★	I can tell you about changes that have happened in my life	I know some ways to cope with changes	Jigsaw Chime, 'Calm Me' script, Story and PowerPoint: 'All change for Jack', Jigsaw Jack, Bag of items for Changes Game e.g. baby item, a piece of school uniform, holiday item, name of next teacher etc., Jigsaw Journals, My Jigsaw Learning, Certificates, Jigsaw Jerrie Cat.

Puzzle 6 - Changing Me

Puzzle Map - Ages 6-7



Puzzle Outcome

Help me fit together the six pieces of learning about Changing Me to create the Tree of Change display
(Pieces 2 and 6: Leaf Mobile)

Weekly Celebration	Pieces	PSHE learning intention	Social and emotional development learning intention	Resources
Understand that everyone is unique and special	1. Life Cycles in Nature	I can recognise cycles of life in nature	I understand there are some changes that are outside my control and can recognise how I feel about this	Find your pair cards, Jigsaw Jo, Jigsaw Chime, 'Calm Me' script, PowerPoint slides of seasonal changes, PowerPoint of lifecycle images, Jigsaw Journals, My Jigsaw Learning, Jigsaw Jerrie Cat.
Can express how they feel when change happens	2. Growing from Young to Old	I can tell you about the natural process of growing from young to old and understand that this is not in my control	I can identify people I respect who are older than me	Jigsaw Chime, 'Calm Me' script, Jigsaw Jo, PowerPoint - young to old, Photos from home, Card leaf templates A4 size - one per child, Jigsaw Journals, My Jigsaw Learning, Jigsaw Jerrie Cat.
Understand and respect the changes that they see in themselves	3. The Changing Me	I can recognise how my body has changed since I was a baby and where I am on the continuum from young to old	I feel proud about becoming more independent	Jigsaw Jo, Jigsaw Chime, 'Calm Me' script, Timeline labels: Baby, Toddler, Child, Teenager, Adult, A box or bag of collected items to represent different stages of growing up (see below for details), Timeline template, Jigsaw Journals, My Jigsaw Learning, Jigsaw Jerrie Cat.
Understand and respect the changes that they see in other people	4. Boys' and Girls' Bodies	I can recognise the physical differences between boys and girls, use the correct names for parts of the body (penis, anus, testicles, vagina, vulva) and appreciate that some parts of my body are private	I can tell you what I like/don't like about being a boy/girl	Jigsaw Jo, Jigsaw Chime, 'Calm Me' script, Body parts cards (2 sets so you have duplicates of some cards), A bag or laundry-type basket containing a collection of girls' and boys' clothes including underwear and swim suits, Flip chart, Jigsaw Journals, My Jigsaw Learning, Jigsaw Jerrie Cat.
Know who to ask for help if they are worried about change	5. Assertiveness	I understand there are different types of touch and can tell you which ones I like and don't like	I am confident to say what I like and don't like and can ask for help	Jigsaw Chime, 'Calm Me' script, Jigsaw Jo, Feely bag 1 (containing e.g. pebble, sandpaper, Playdoh, fur, velvet, pine cone, plastic dinosaur toy and any other suitable objects), Feely bag 2 (containing soft material like velvet, satin or silk, a soft toy) Poem: 'What about you?', Jigsaw Journals, My Jigsaw Learning, Jigsaw Jerrie Cat.
Are looking forward to change	6. Looking Ahead Assessment Opportunity ★	I can identify what I am looking forward to when I move to my next class	I can start to think about changes I will make when I am in Year 3 and know how to go about this	Jigsaw Jo, Jigsaw Chime, 'Calm Me' script, Card leaf templates on A4, PowerPoint slide of leaf mobile instructions, Jigsaw Journals, My Jigsaw Learning, Certificates, Jigsaw Jerrie Cat.

Puzzle 6 - Changing Me

Puzzle Map - Ages 7-8



Puzzle Outcome

Help me fit together the six pieces of learning about Changing Me to create the Tree of Change display
 Piece 6: Ribbon Mobiles

Weekly Celebration	Pieces	PSHE learning intention	Social and emotional development learning intention	Resources
Understand that everyone is unique and special	1. How Babies Grow	I understand that in animals and humans lots of changes happen between conception and growing up, and that usually it is the female who has the baby	I can express how I feel when I see babies or baby animals	Jigsaw Chime, 'Calm Me' script, Baby/mother pair cards, PowerPoint of baby animal pictures, Jigsaw Jino, Mini-whiteboards and pens (or paper and pens), Jigsaw Journals, My Jigsaw Journey, Jigsaw Jerrie Cat.
Can express how they feel when change happens	2. Babies	I understand how babies grow and develop in the mother's uterus I understand what a baby needs to live and grow	I can express how I might feel if I had a new baby in my family	Jigsaw Chime, 'Calm Me' script, Baby PowerPoint slide, Mini-whiteboards/ pens (or paper and pens), Baby growing PowerPoint, Jigsaw Journals, My Jigsaw Journey, Jigsaw Jino, Jigsaw Jerrie Cat.
Understand and respect the changes that they see in themselves	3. Outside Body Changes	I understand that boys' and girls' bodies need to change so that when they grow up their bodies can make babies I can identify how boys' and girls' bodies change on the outside during this growing up process	I recognise how I feel about these changes happening to me and know how to cope with those feelings	Jigsaw Chime, 'Calm Me' script, Outline figure of a body on large flipchart paper, Set of Body Change cards, PowerPoint slides: Body Changes, My Life, My Changes' sheet, Jigsaw Journals, My Jigsaw Journey, Jigsaw Jino, Jigsaw Jerrie Cat.
Understand and respect the changes that they see in other people	4. Inside Body Changes	I can identify how boys' and girls' bodies change on the inside during the growing up process and can tell you why these changes are necessary so that their bodies can make babies when they grow up	I recognise how I feel about these changes happening to me and know how to cope with these feelings	Parent/Child pairs cards (from lesson/Piece 1), Jigsaw Chime, 'Calm Me' script, PowerPoint slides: Body Changes from Piece (lesson) 3, PowerPoint slides: Changes on the inside, Animations (moving diagrams): Male and Female Reproductive Systems, 'The Great Growing Up Adventure' sheet, Jigsaw Journals, Post-it notes/small slips of paper, Jigsaw Jino, Jigsaw Jino's post box, My Jigsaw Journey, Jigsaw Jerrie Cat.
Know who to ask for help if they are worried about change	5. Family Stereotypes	I can start to recognise stereotypical ideas I might have about parenting and family roles	I can express how I feel when my ideas are challenged and might be willing to change my ideas sometimes	Charades cards, Jigsaw Jino, Jigsaw Chime, 'Calm Me' script, Task card resource sheet, Flipchart paper/pens, Jigsaw Journals, My Jigsaw Journey, Jigsaw Jerrie Cat.
Are looking forward to change	6. Looking Ahead Assessment Opportunity ★ Puzzle Outcome: Ribbon Mobiles	Identify what I am looking forward to when I move to my next class	start to think about changes I will make next year and know how to go about this	Jigsaw Jino, Jigsaw Chime, 'Calm Me' script, PowerPoint slide for 'Ribbon mobiles', Wooden batons/ sticks, Different coloured paper strips (6 per child), Tape, Jigsaw Journals, My Jigsaw Journey, Certificates, Jigsaw Jerrie Cat.

Puzzle 6 - Changing Me

Puzzle Map - Ages 8-9



Puzzle Outcome

Help me fit together the six pieces of learning about Changing Me to create the Tree of Change display
 Piece 4: Circles of Change

Weekly Celebration	Pieces	PSHE learning intention	Social and emotional development learning intention	Resources
Understand that everyone is unique and special	1. Unique Me	I understand that some of my personal characteristics have come from my birth parents and that this happens because I am made from the joining of their egg and sperm	I appreciate that I am a truly unique human being	Jigsaw Jaz, Jigsaw Chime, 'Calm Me' script, Kitten and cat cards, Photo of teacher with parents, 'Parents and children' templates, Jigsaw Jaz's post box (teacher to make), Jigsaw Journals, My Jigsaw Journey, Jigsaw Jerrie Cat.
Can express how they feel when change happens	2. Having a Baby	I can correctly label the internal and external parts of male and female bodies that are necessary for making a baby	I understand that having a baby is a personal choice and can express how I feel about having children when I am an adult	Making Things cards, Jigsaw Chime, 'Calm Me' script, Jigsaw Jaz, Flashcard pictures of sperm and egg, PowerPoint slides - Changes on the inside, Animation: The Female Reproductive System, Printed copies of PowerPoint slides, Jigsaw Journals, My Jigsaw Journey, Jigsaw Jaz's Post box (from last lesson), Jigsaw Jerrie Cat.
Understand and respect the changes that they see in themselves	3. Girls and Puberty	I can describe how a girl's body changes in order for her to be able to have babies when she is an adult, and that menstruation (having periods) is a natural part of this	I have strategies to help me cope with the physical and emotional changes I will experience during puberty	How do I feel about puberty?' cards, Jigsaw Chime, 'Calm Me' script, A 'bag of tricks' - a mystery bag containing a collection of items relating to puberty and growing up - see lesson plan for suggestions, Animation: The Female Reproductive System, PowerPoint slide of internal female organs, Sets of Menstruation Cards for card-sort and/ or sticking into Jigsaw Journals, Jigsaw Journals, Jigsaw Jaz, Jigsaw Jaz's post box, My Jigsaw Journey, Jigsaw Jerrie Cat.
Understand and respect the changes that they see in other people	4. Circles of Change Puzzle Outcome: Circles of Change	I know how the circle of change works and can apply it to changes I want to make in my life	I am confident enough to try to make changes when I think they will benefit me	Jigsaw Song: 'A New Day', Jigsaw Jaz, Jigsaw Chime, 'Calm Me' script, Season tree pictures, Sofia and Levi PowerPoint, Circle of Change diagram/template, Split pins, Cardboard arrows, Jigsaw Journals, My Jigsaw Journey, Jigsaw Jerrie Cat.
Know who to ask for help if they are worried about change	5. Accepting Change	I can identify changes that have been and may continue to be outside of my control that I learnt to accept	I can express my fears and concerns about changes that are outside of my control and know how to manage these feelings positively	Emotions cards, PowerPoint slides of environmental change, Change Scenario cards, Jigsaw Chime, 'Calm Me' script, Jigsaw Journals, My Jigsaw Journey, Jigsaw Jerrie Cat.
Are looking forward to change	6. Looking Ahead Assessment Opportunity ★	I can identify what I am looking forward to when I move to a new class	I can reflect on the changes I would like to make next year and can describe how to go about this	Jigsaw Jaz, Jigsaw Chime, The same objects used for the 'Bag of Tricks' activity in lesson 3, laid out on a tray or the floor, A piece of cloth, 'Calm Me' script, Jigsaw Jaz's post box, Circle of Change templates, Jigsaw Journals, My Jigsaw Journey, Certificates, Jigsaw Jerrie Cat.

Puzzle 6 - Changing Me

Puzzle Map - Ages 9-10



Puzzle Outcome

Help me fit together the six pieces of learning about Changing Me to create the Tree of Change display
 Piece 5: Change Cards

Weekly Celebration	Pieces	PSHE learning intention	Social and emotional development learning intention	Resources
Understand that everyone is unique and special	1. Self and Body Image	I am aware of my own self-image and how my body image fits into that	I know how to develop my own self esteem	Jigsaw Chime, 'Calm Me' script, Jigsaw Jez, Self-image cards, Emoji face classroom labels, Airbrushed images (teacher sourced), PowerPoint slide 'Self-image prompts', Frame card template, Jigsaw Journals, My Jigsaw Journey, Jigsaw Jerrie Cat.
Can express how they feel when change happens	2. Puberty for Girls	I can explain how a girl's body changes during puberty and understand the importance of looking after yourself physically and emotionally	I understand that puberty is a natural process that happens to everybody and that it will be ok for me	Jigsaw Chime, 'Calm Me' script, Jigsaw Jez, PowerPoint slides of male and female bodies, Animation: The Female Reproductive System, Menstruation Card Match, A range of sanitary products, The Great Growing Up Adventure resource sheet, A set of Menstruation Worries cards If available: some examples of published information leaflets about puberty, Jigsaw Jez's Private Post Box (teacher to make), Jigsaw Journals, My Jigsaw Journey, Jigsaw Jerrie Cat.
Understand and respect the changes that they see in themselves	3. Puberty for boys	I can describe how boys' and girls' bodies change during puberty	I can express how I feel about the changes that will happen to me during puberty	Tennis ball, Jigsaw Chime, 'Calm Me' script, Puberty: Points of View statements, Agree and Disagree labels, Animation: The Male Reproductive System, PowerPoint slide: Male organs, Boys 'n' Puberty Quiz - either single sheets or cut up into sets of cards, Materials as necessary to produce a colourful information leaflet or PowerPoint presentation, If available: some examples of published information leaflets about puberty, Jigsaw Journals, Jigsaw Jez's post box, My Jigsaw Journey, Jigsaw Jez, Jigsaw Jerrie Cat.
Understand and respect the changes that they see in other people	4. Conception	I understand that sexual intercourse can lead to conception and that is how babies are usually made I also understand that sometimes people need IVF to help them have a baby	I appreciate how amazing it is that human bodies can reproduce in these ways	Relationships Cards, Jigsaw Chime, 'Calm Me' script, Jigsaw Jez, Animations: The Female Reproductive System and The Male Reproductive System, Having A Baby, Diamond 9 cards, PowerPoint slides: A Baby in the Womb, The Truth About Conception and Pregnancy card sort – statements, true/false cards, explanation cards, Jigsaw Journals, My Jigsaw Journey, Jigsaw Jez's post box, Jigsaw Jerrie Cat.
Know who to ask for help if they are worried about change	5. Looking Ahead 1 Puzzle Outcome: Change Cards	I can identify what I am looking forward to about becoming a teenager and understand this brings growing responsibilities (age of consent)	I am confident that I can cope with the changes that growing up will bring	Jigsaw Song sheet: 'A New Day', Jigsaw Chime, 'Calm Me' script, Jigsaw Jez, Selection of pages from teen magazines, Flip chart paper, Paper or card for card designs, Jigsaw Journals, My Jigsaw Journey, Jigsaw Jerrie Cat.
Are looking forward to change	6. Looking Ahead 2	I can identify what I am looking forward to when I move to my next class.	I can start to think about changes I will make next year and know how to go about this.	Jigsaw Chime, 'Calm Me' script, Jigsaw Jez, Spinning top template, Circle of Change template, Jigsaw Journals, My Jigsaw Journey, Certificates, Jigsaw Jerrie Cat.

Puzzle 6 - Changing Me

Puzzle Map - Ages 10-11

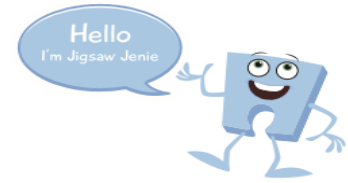


Puzzle Outcome

Help me fit together the six pieces of learning about Changing Me to create the Tree of Change display
 Piece 6: T-shirts

Weekly Celebration	Pieces	PSHE learning intention	Social and emotional development learning intention	Resources
Understand that everyone is unique and special	1. My Self Image	I am aware of my own self-image and how my body image fits into that	I know how to develop my own self esteem	Classroom labels (letter A- D), 'Time and Money' PowerPoint slides, Facts About Fashion PowerPoint slide, Jigsaw Chime, 'Calm me' script, Flip chart and pens, Unhelpful/helpful resource, Jigsaw Journals, My Jigsaw Journey, Jigsaw Jerrie Cat.
Can express how they feel when change happens	2. Puberty	I can explain how girls' and boys' bodies change during puberty and understand the importance of looking after yourself physically and emotionally	I can express how I feel about the changes that will happen to me during puberty	Growing-Up Bingo cards, Jigsaw Chime, 'Calm Me' script, Puberty Flashcards, PowerPoint slides of male and female organs, PowerPoint slides: female and male body changes, Animation: Female and Male Reproductive Systems, Puberty Truth or Myth cards, enough for each working group to have one complete set, Boy worries / Girl worries cards, Teacher notes page (Boy/Girl worries), Advice on personal hygiene for teens (can be from leaflets or sourced online by the TEACHER for appropriateness), Blank paper, Jigsaw Jez's Private Post Box, Jigsaw Journals, My Jigsaw Journey, Jigsaw Jerrie Cat.
Understand and respect the changes that they see in themselves	3. Babies: Conception to Birth Assessment Opportunity ★	I can describe how a baby develops from conception through the nine months of pregnancy, and how it is born	I can recognise how I feel when I reflect on the development and birth of a baby	Tennis ball, Jigsaw Chime, 'Calm Me' script, Jigsaw Jez, PowerPoint slides of a baby developing in the womb, A set of 'Baby Can...' cards, cut up and shuffled, Animations: Female and Male Reproductive Systems, From Conception to Birth resource sheet, Conception to Birth card sort template, Jigsaw Journals, My Jigsaw Journey, Jigsaw Jerrie Cat.
Understand and respect the changes that they see in other people	4. Boyfriends and Girlfriends	I understand how being physically attracted to someone changes the nature of the relationship and what that might mean about having a girlfriend/boyfriend	I understand that respect for one another is essential in a boyfriend/girlfriend relationship, and that I should not feel pressured into doing something I don't want to	Jigsaw Chime, 'Calm Me' script, Jigsaw Jez, Should I / Shouldn't I? resource, Diamond 9 Cards, Jigsaw Journals, My Jigsaw Journey, Jigsaw Jerrie Cat.
Know who to ask for help if they are worried about change	5. Real self and ideal self	I am aware of the importance of a positive self-esteem and what I can do to develop it	I can express how I feel about my self-image and know how to challenge negative 'body-talk'	Jigsaw Chime, 'Calm me' script, Cosmetic items: a tube of toothpaste, a hair product for men, an item of make-up, PowerPoint slides 'Ideal bodies', 'Real' self/ideal' self templates – 2 copies per child, Different coloured pens, Jigsaw Journals, My Jigsaw Journey, Jigsaw Jez, Jigsaw Jerrie Cat.
Are looking forward to change	6. The Year Ahead	I can identify what I am looking forward to and what worries me about the transition to secondary school /or moving to my next class.	I know how to prepare myself emotionally for the changes next year.	Jigsaw Jez, Jigsaw Chime, 'Calm Me' script, PowerPoint slide - Bungee run, Paper and pens, Optional: Blank T-shirts, Optional: Fabric pens, Jigsaw Journals, My Jigsaw Journey, Certificates, Jigsaw Jerrie Cat.

Relationships.



Relationships Puzzle Map - F1 (Nursery/Pre-school) - Ages 3-4

Puzzle Outcome

Help me fit together the six pieces of learning about Relationships to create mittens for the Relationship Fiesta (see Piece 6)

Weekly Celebration	Pieces	Learning Intentions	Resources
Know how to make friends	1. My Family and Me!	I can tell you about my family	Keyworker to bring in a photo of their own family Family puzzle, either wooden one or printed one that has been laminated and cut up Jigsaw Jenie Jigsaw Jerrie Cat Jigsaw Chime
Try to solve friendship problems when they occur	2. Make friends, make friends, never ever break friends Part 1	I understand how to make friends if I feel lonely	Jigsaw Song sheet: 'RELATIONSHIP' Jigsaw Jenie Jigsaw Jerrie Cat Jigsaw Chime
Help others to feel part of a group	3. Make friends, make friends, never ever break friends Part 2	I can tell you some of the things I like about my friends	Jigsaw Song sheet: 'RELATIONSHIP' Book: 'Mabel and Me, Best of Friends' by Mark Sperring and Sarah Warburton Book: 'George and Martha', by James Marshall Food to share (apple/biscuits/toast) Playdoh Jigsaw Jenie Jigsaw Jerrie Cat Jigsaw Chime
Show respect in how they treat others	4. Falling Out and Bullying Part 1	I know what to say and do if somebody is mean to me	Squirry cream/shaving foam/plate Tray Jigsaw Song sheet: 'RELATIONSHIP' Teddies Jenga Jigsaw Jenie Jigsaw Jerrie Cat Jigsaw Chime
Know how to help themselves and others when they feel upset and hurt	5. Falling Out and Bullying Part 2	I can use Calm Me time to manage my feelings	Angry photos Mirror Calm music Jigsaw Jenie Jigsaw Jerrie Cat Jigsaw Chime
Know and show what makes a good relationship	6. Being the best friends we can be	I can work together and enjoy being with my friends	Assortment of fairytale characters (books or puppets) Song - 'You've Got A Friend In Me' by Randy Newman (Toy Story song) Jigsaw Jenie Jigsaw Jerrie Cat Jigsaw Chime



Relationships Puzzle Map - F2 (Reception) - Ages 4-5

Puzzle Outcome

Help me fit together the six pieces of learning about Relationships to create mittens for the Relationship Fiesta (see Piece 6)

Weekly Celebration	Pieces	Learning Intentions	Resources
Know how to make friends	1. My Family and Me!	I can identify some of the jobs I do in my family and how I feel like I belong	Staff photo - preferably on IWB Jigsaw Jenie Jigsaw Jerrie Cat Jigsaw Chime
Try to solve friendship problems when they occur	2. Make friends, make friends, never ever break friends! Part 1	I know how to make friends to stop myself from feeling lonely	Jigsaw Song sheet: 'RELATIONSHIP' Lonely child photo Body puzzle template Jigsaw Jenie Jigsaw Jerrie Cat Jigsaw Chime
Help others to feel part of a group	3. Make friends, make friends, never ever break friends! Part 2	I can think of ways to solve problems and stay friends	Jigsaw Song sheet: 'RELATIONSHIP' Book: 'Mabel and Me', by Sarah Warburton Book: 'George and Martha: The Complete Stories of Two Best Friends' by James Marshall (or similar) Jigsaw Jenie Jigsaw Jerrie Cat Jigsaw Chime
Show respect in how they treat others	4. Falling Out and Bullying Part 1	I am starting to understand the impact of unkind words	Jigsaw Song sheet: 'RELATIONSHIP' Sparkly box, bin and bag Assortment of phrases (positive/negative) e.g. you are brilliant, thank you very much, you are stupid, shut up, etc. Squirry cream and plate Jigsaw Jenie Jigsaw Jerrie Cat Jigsaw Chime
Know how to help themselves and others when they feel upset and hurt	5. Falling Out and Bullying Part 2	I can use Calm Me time to manage my feelings	Wall paper roll Mark-making materials YouTube (or similar) video clips of tantrums Puppets Calm music Jigsaw Jenie Jigsaw Jerrie Cat Jigsaw Chime
Know and show what makes a good relationship	6. Being the best friends we can be	I know how to be a good friend	'You've Got A Friend In Me' by Randy Newman (Toy Story song) 'True Friends' song by Miley Cyrus (Hannah Montana) 'That's what friends are for' (Fox and Hounds song) Pictures of friends from TV/movies e.g. Woody and Buzz but separate so that children can match (Teachers to find) Jigsaw Jenie Jigsaw Jerrie Cat Jigsaw Chime

Puzzle 5 - Relationships

Puzzle Map - Ages 5-6



Puzzle Outcome

Help me fit together the six pieces of learning about Relationships to create 'Our Relationship Fiesta'
Piece 6: Balloons

Weekly Celebration	Pieces	PSHE learning intention	Social and emotional development learning intention	Resources
Know how to make friends	1. Families	I can identify the members of my family and understand that there are lots of different types of families	I know how it feels to belong to a family and care about the people who are important to me	Family game cards, Jigsaw Chime, 'Calm Me' script, 'Welcome to Planet Zarg' PowerPoint, Jigsaw Journals, My Jigsaw Learning, My Jigsaw Learning PowerPoint slide, Jigsaw Jack, Jigsaw Jerrie Cat.
Try to solve friendship problems when they occur	2. Making Friends	I can identify what being a good friend means to me	I know how to make a new friend	Music and blanket for hedgehogs game OR children's names put into a hat, Jigsaw Chime, 'Calm Me' script, Jigsaw Song: 'RELATIONSHIPS', PowerPoint slide of lonely child, Jigsaw Jack Sets of 'A Good Friend Should...' cards, one set, for each group, Jigsaw Journals, My Jigsaw Learning, Jigsaw Jerrie Cat.
Help others to feel part of a group	3. Greetings	I know appropriate ways of physical contact to greet my friends and know which ways I prefer	I can recognise which forms of physical contact are acceptable and unacceptable to me	Jigsaw Chime, 'Calm Me' script, Holding Hands Images, 'Feely bags' containing a variety of textures: e.g. fur, velvet, sandpaper, pebble, Playdoh, water snake toy, stress ball and any other suitable objects Jigsaw Jack, Jigsaw Journal, My Jigsaw Learning, Jigsaw Jerrie Cat.
Show respect in how they treat others	4. People Who Help Us	I know who can help me in my school community	I know when I need help and know how to ask for it	Jigsaw Jack, Jigsaw Chime, 'Calm Me' script, People cards, Scenario cards, Jigsaw Journals, My Jigsaw Learning, Jigsaw Jerrie Cat.
Know how to help themselves and others when they feel upset or hurt	5. Being My Own Best Friend	I can recognise my qualities as person and a friend	I know ways to praise myself	Bottle weighted with water or sand or children's names in a hat, Jigsaw Chime, 'Calm Me' script, Jigsaw Jack, PowerPoint of incredible children, 'The Incredible Me' picture frame template, My Jigsaw Learning, Jigsaw Jerrie Cat.
Know and show what makes a good relationship	6. Celebrating My Special Relationships Puzzle Outcome: Balloons Assessment Opportunity ★	I can tell you why I appreciate someone who is special to me	I can express how I feel about them	Jigsaw Chime, 'Calm Me' script, Jigsaw Jack, Balloons, Balloon label template, Sticks, Jigsaw Jack's balloon with pre-prepared label, Jigsaw Journals, My Jigsaw Learning, Certificates, Jigsaw Jerrie Cat.

Puzzle 5 - Relationships

Puzzle Map - Ages 6-7



Puzzle Outcome

Help me fit together the six pieces of learning about Relationships to create 'Our Relationship Fiesta'
Piece 6: Relationship Flag/Bunting

Weekly Celebration	Pieces	PSHE learning intention	Social and emotional development learning intention	Resources
Know how to make friends	1. Families	I can identify the different members of my family, understand my relationship with each of them and know why it is important to share and cooperate	I accept that everyone's family is different and understand that most people value their family	Jigsaw Chime, 'Calm Me' script, Families PowerPoint, jigsaw Jo, Mixing bowl, post-it notes, wooden spoon, Happy Home recipe sheets, Jigsaw Journals, My Jigsaw Learning, Jigsaw Jerrie Cat.
Try to solve friendship problems when they occur	2. Keeping Safe - exploring physical contact	I understand that there are lots of forms of physical contact within a family and that some of this is acceptable and some is not	I know which types of physical contact I like and don't like and can talk about this	Jigsaw Chime, 'Calm Me' script, PowerPoint of different types of contact, My Jigsaw Learning, Jigsaw Journals, My Jigsaw Learning, Jigsaw Jo, Jigsaw Jerrie Cat.
Help others to feel part of a group	3. Friends and Conflict	I can identify some of the things that cause conflict with my friends	I can demonstrate how to use the positive problem-solving technique to resolve conflicts with my friends	Jigsaw Chime, 'Calm Me' script, PowerPoint picture of children, 'Mending Friendships' chart, printed on A3 or displayed on whiteboard, 'Mending Friendships' resource sheet, Jigsaw Journals, My Jigsaw Learning, Jigsaw Jerrie Cat, Jigsaw Jo.
Show respect in how they treat others	4. Secrets	I understand that sometimes it is good to keep a secret and sometimes it is not good to keep a secret	I know how it feels to be asked to keep a secret I do not want to keep and know who to talk to about this	Jigsaw Chime, 'Calm Me' script, Wrapped gift box, Jigsaw Jo, Picture of 'good secret' and 'worry secret', Jigsaw Journals, My Jigsaw Learning, Jigsaw Jerrie Cat.
Know how to help themselves and others when they feel upset or hurt	5. Trust and Appreciation	I recognise and appreciate people who can help me in my family, my school and my community	I understand how it feels to trust someone	Jigsaw Chime, 'Calm Me' script, Balloon, People cards, Flipchart paper, Jigsaw Journals, My Jigsaw Learning, Jigsaw Jo, Jigsaw Jerrie Cat.
Know and show what makes a good relationship	6. Celebrating My Special Relationships Puzzle Outcome: Relationship Flag/Bunting Assessment Opportunity ★	I can express my appreciation for the people in my special relationships	I am comfortable accepting appreciation from others	Jigsaw Chime, 'Calm Me' script, Jigsaw Jo, String, Coloured paper cut into triangular flag shapes, Jigsaw Journals, Certificates, My Jigsaw Learning, Jigsaw Jerrie Cat.

Puzzle 5 - Relationships

Puzzle Map - Ages 7-8



Puzzle Outcome

Help me fit together the six pieces of learning about Relationships to create 'Our Relationships Fiesta'
Piece 6: Appreciation Streamers

Weekly Celebration	Pieces	PSHE learning intention	Social and emotional development learning intention	Resources
Know how to make friends	1. Family Roles and Responsibilities	I can identify the roles and responsibilities of each member of my family and can reflect on the expectations for males and females	I can describe how taking some responsibility in my family makes me feel	Jigsaw Chime, 'Calm Me' script, Male/female Jobs PowerPoint, Jigsaw Jino, Male/female both cards, Sets of the 'Whose Responsibility?' cards, Jigsaw Journals, My Jigsaw Journey, Jigsaw Jerrie Cat.
Try to solve friendship problems when they occur	2. Friendship	I can identify and put into practice some of the skills of friendship eg. taking turns, being a good listener	I know how to negotiate in conflict situations to try to find a win-win solution	Jigsaw Song: 'RELATIONSHIPS', Jigsaw Chime, Jigsaw Jino, 'Calm Me' script, 'Donkey' PowerPoint, Solve it together technique, Mending friendships resource sheet, Friendship conflict scenarios, Jigsaw Journals, My Jigsaw Journey, Jigsaw Jerrie Cat.
Help others to feel part of a group	3. Keeping Myself Safe Online	I know and can use some strategies for keeping myself safe online	I know who to ask for help if I am worried or concerned about anything online	Jigsaw Jino, Jigsaw Chime, PowerPoint slide of 'Gaming App', 'Top Tips' cards, 'Calm me' script, Jigsaw Journals, My Jigsaw Journey, Jigsaw Jerrie Cat.
Show respect in how they treat others	4. Being a Global Citizen 1	I can explain how some of the actions and work of people around the world help and influence my life	I can show an awareness of how this could affect my choices	Jigsaw Chime, 'Calm Me' script, Jigsaw Jino, World map or globe, Bag of items including fair trade chocolate, a T-shirt made in a different country, rice, sugar, PowerPoint: Work in Other Countries, Jigsaw, sweetcorn, Mobile phone, Journals, My Jigsaw Journey, Jigsaw Jerrie Cat.
Know how to help themselves and others when they feel upset or hurt	5. Being a Global Citizen 2	I understand how my needs and rights are shared by children around the world and can identify how our lives may be different.	I can empathise with children whose lives are different to mine and appreciate what I may learn from them	Jigsaw Chime, 'Calm Me' script, PowerPoint-Children around the world and handouts, A set of the 'Wants and Needs' cards cut up, Paper and pens to create posters, Jigsaw Journals, My Jigsaw Learning, Jigsaw Jerrie Cat, Jigsaw Jino.
Know and show what makes a good relationship	6. Celebrating My Web of Relationships Puzzle Outcome: Appreciation Streamers	I know how to express my appreciation to my friends and family	I enjoy being part of a family and friendship groups	Jigsaw Jino, Jigsaw Chime, 'Calm Me' script, Jigsaw song: 'RELATIONSHIPS', Appreciation streamer description sheet, Materials for streamers: strips of coloured paper, pens, wooden batons, tape to secure streamers, Jigsaw Journals, My Jigsaw Journey, Certificates, Jigsaw Jerrie Cat.

Puzzle 5 - Relationships

Puzzle Map - Ages 8-9



Puzzle Outcome

Help me fit together the six pieces of learning about Relationships to create 'Our Relationships Fiesta'
Piece 3: Memory Box

Weekly Celebration	Pieces	PSHE learning intention	Social and emotional development learning intention	Resources
Know how to make friends	1. Jealousy	I can recognise situations which can cause jealousy in relationships	I can identify feelings associated with jealousy and suggest strategies to problem-solve when this happens	Jigsaw Chime, 'Calm Me' script, Jigsaw Jaz, Jealousy PowerPoint, 'Situation Cards', Jigsaw Journals, My Jigsaw Journey, Jigsaw Jerrie Cat.
Try to solve friendship problems when they occur	2. Love and Loss	I can identify someone I love and can express why they are special to me	I know how most people feel when they lose someone or something they love	Jigsaw Chime, 'Calm Me' script, Recommended: Jigsaw in Focus book 'Can You Hear the Sea?' available to purchase inexpensively from www.jigsawpshe.com/online-store, Flipchart prepared with scenarios, Post-it notes, Jigsaw Jaz, Jigsaw Journals, Jigsaw Jaz's memory box (a box filled with items e.g. shell, pine cone, pebbles, photos, other 'precious' objects), My Jigsaw Journey, Jigsaw Jerrie Cat.
Help others to feel part of a group	3. Memories Puzzle outcome: Memory Box	I can tell you about someone I know that I no longer see	I understand that we can remember people even if we no longer see them	Jigsaw Chime, 'Calm Me' script, Jigsaw Jaz, Jigsaw Jaz's memory box (from last Piece), Mini whiteboards/ pens (or paper and pens), PowerPoint photo of Tammy, Candle, Paper and pens for creating poems and pictures, Jigsaw Journals, My Jigsaw Journey, Jigsaw Jerrie Cat.
Show respect in how they treat others	4. Getting on and Falling Out	I can recognise how friendships change, know how to make new friends and how to manage when I fall out with my friends	I know how to stand up for myself and how to negotiate and compromise	Jigsaw Chime, 'Calm Me' script, Mini whiteboards and pens/ or paper and pens, 'Make Friends, Break Friends?' scenario cards, 'Mending Friendships' slide, 'Solve it together' technique slide, Jigsaw Jaz, Jigsaw Journals, My Jigsaw Journey, Jigsaw Jerrie Cat.
Know how to help themselves and others when they feel upset or hurt	5. Girlfriends and Boyfriends	I understand what having a boyfriend/ girlfriend might mean and that it is a special relationship for when I am older	I understand that boyfriend/girlfriend relationships are personal and special, and there is no need to feel pressurised into having a boyfriend/ girlfriend	Jigsaw Jaz, Jigsaw Chime, 'Calm Me' script, 'Agree' and 'Disagree' labels, PowerPoint slides of boy-friend/girl-friend couples, Jigsaw Journals, My Jigsaw Journey, Jigsaw Jerrie Cat.
Know and show what makes a good relationship	6. Celebrating My Relationships with People and Animals Assessment Opportunity ★	I know how to show love and appreciation to the people and animals who are special to me	I can love and be loved	Jigsaw Jaz, Jigsaw Chime, 'Calm Me' script, Squares of strong coloured paper or card 20cm square. A range of collage materials and glue, Jigsaw Journals, My Jigsaw Journey, Certificates, Jigsaw Jerrie Cat.

Puzzle 5 - Relationships

Puzzle Map - Ages 9-10




Puzzle Outcome

Help me fit together the six pieces of learning about Relationships to create 'Our Relationship Fiesta'
 Piece 6: Internet Safety Poster

Weekly Celebration	Pieces	PSHE learning intention	Social and emotional development learning intention	Resources
Know how to make friends	1. Recognising Me	I have an accurate picture of who I am as a person in terms of my characteristics and personal qualities	I know how to keep building my own self-esteem	Jigsaw Jez, Jigsaw Chime, 'Calm Me' script, Mini- whiteboards and pens or paper and pens, Paper and pens, Jigsaw Journals, My Jigsaw Journey, Jigsaw Jerrie Cat.
Try to solve friendship problems when they occur	2. Safety with Online Communities	I understand that belonging to an online community can have positive and negative consequences	I can recognise when an online community feels unsafe or uncomfortable	Jigsaw Jez, Jigsaw Chime, 'Calm Me' script, Labels for the online safety game (Safe, Unsafe, I'm not sure), Jigsaw Journals, My Jigsaw Journey, Jigsaw Jerrie Cat.
Help others to feel part of a group	3. Being in an Online Community	I understand there are rights and responsibilities in an online community or social network	I can recognise when an online community is helpful or unhelpful to me	Jigsaw Jez, Jigsaw Chime, 'Calm Me' script, PowerPoint slide: Different online communities Flipchart and pens, Jigsaw Journals, My Jigsaw Journey, Jigsaw Jerrie Cat.
Show respect in how they treat others	4. Online Gaming	I know there are rights and responsibilities when playing a game online	I can recognise when an online game is becoming unhelpful or unsafe	Jigsaw Jez, Jigsaw Chime, 'Calm Me' script, PowerPoint slide 'How many gamers?', PowerPoint slide 'Mia's story', Game cards, Jigsaw Journals, My Jigsaw Journey, Jigsaw Jerrie Cat.
Know how to help themselves and others when they feel upset or hurt	5. My Relationship with Technology: screen time	I can recognise when I am spending too much time using devices (screen time)	I can identify things I can do to reduce screen time, so my health isn't affected	Jigsaw Jez, Jigsaw Chime, 'Calm Me' script Mini whiteboards and pens/or paper and pens, Countdown timer (can be easily sourced online), PowerPoint slide: Mason's story, PowerPoint slide: 'Are you having too much screen time?', Screen time solutions resource, Screen time log (optional), Jigsaw Journals, My Jigsaw Journey, Jigsaw Jerrie Cat.
Know and show what makes a good relationship	6. Relationships and Technology Assessment Opportunity ★ Puzzle outcome: Internet Safety Poster (staying safe and happy online)	I can explain how to stay safe when using technology to communicate with my friends	I can recognise and resist pressures to use technology in ways that may be risky or may cause harm to myself or others	Jigsaw Jez, Jigsaw Chime, 'Calm Me' script, PowerPoint of text messages, PowerPoint slide of 'Clare', PowerPoint slide 'Staying Safe and happy online', Paper and pens for poster designs, Jigsaw Journals, My Jigsaw Journey, Certificates, Jigsaw Jerrie Cat.

Puzzle 5 - Relationships

Puzzle Map - Ages 10-11



Puzzle Outcome

Help me fit together the six pieces of learning about Relationships to create 'Our Relationship Fiesta'
 Piece 6: Internet Safety Presentation

Weekly Celebration	Pieces	PSHE learning intention	Social and emotional development learning intention	Resources
Know how to make friends	1. What is Mental Health?	I know that it is important to take care of my mental health	I understand that people can get problems with their mental health and that it is nothing to be ashamed of	Jigsaw Chime, 'Calm Me' script, Post it notes or slips of paper, PowerPoint slide 'Mental health definition', PowerPoint slide of a set of scales, Optional: Set of balance scales, 'Situation cards', Jigsaw Jem, Jigsaw Journals, My Jigsaw Journey, Jigsaw Jerrie Cat.
Try to solve friendship problems when they occur	2. My Mental Health	I know how to take care of my mental health	I can help myself and others when worried about a mental health problem	Jigsaw Chime, 'Calm Me' script, Ball of string or wool, PowerPoint slide 'Thoughts, feelings, actions cycle' and handouts, Scenario cards, Jigsaw Journals, My Jigsaw Journey, Jigsaw Jem, Jigsaw Jerrie Cat.
Help others to feel part of a group	3. Love and Loss	I understand that there are different stages of grief and that there are different types of loss that cause people to grieve	I can recognise when I am feeling those emotions and have strategies to manage them	20 random objects on a tray, Jigsaw Chime, 'Calm Me' script, Loss or change cards, Post-its, PowerPoint - stages of grief, Optional: Jigsaw in Focus book: 'Can You Hear the Sea?' available to purchase inexpensively from the Jigsaw online store www.jigsawpshe.com/online-store , Scenario cards, Jigsaw Journals, My Jigsaw Journey, Jigsaw Jem, Jigsaw Jerrie Cat.
Show respect in how they treat others	4. Power and Control	I can recognise when people are trying to gain power or control	I can demonstrate ways I could stand up for myself and my friends in situations where others are trying to gain power or control	Jigsaw Chime, 'Calm Me' script, Jigsaw Jem, PowerPoint slide 'Power and Control', Power and Control scenario cards, Jigsaw Journals, My Jigsaw Journey, Jigsaw Jerrie Cat.
Know how to help themselves and others when they feel upset or hurt	5. Being Online: Real or Fake? Safe or Unsafe?	I can judge whether something online is safe and helpful for me	I can resist pressure to do something online that might hurt myself or others	Jigsaw Chime, 'Calm Me' script, Jigsaw Jem, Calculators, SMARTT rules PowerPoint, 'Online scenario cards', Jigsaw Journals, My Jigsaw Journey, Jigsaw Jerrie Cat.
Know and show what makes a good relationship	6. Using Technology Responsibly Puzzle Outcome: Internet Safety Presentation Assessment Opportunity ★	I can use technology positively and safely to communicate with my friends and family	I can take responsibility for my own safety and well-being	Jigsaw Chime, 'Calm Me' script, Jigsaw Jem, PowerPoint slide SMARTT rules from last Piece (lesson), PowerPoint slide of confused adult, PowerPoint slides of outdated technology, Planning sheets for internet safety PowerPoint presentation, Jigsaw Journals, My Jigsaw Journey, Certificates, Jigsaw Jerrie Cat.

Appendix 2: By the end of primary school pupils should know

Topic	Pupils should know
Families and people who care about me	<ul style="list-style-type: none"> • That families are important for children growing up because they can give love, security and stability • The characteristics of healthy family life, commitment to each other, including in times of difficulty, protection and care for children and other family members, the importance of spending time together and sharing each other's lives • That others' families, either in school or in the wider world, sometimes look different from their family, but that they should respect those differences and know that other children's families are also characterised by love and care • That stable, caring relationships, which may be of different types, are at the heart of happy families, and are important for children's security as they grow up • That marriage represents a formal and legally recognised commitment of two people to each other which is intended to be lifelong • How to recognise if family relationships are making them feel unhappy or unsafe, and how to seek help or advice
Caring friendships	<ul style="list-style-type: none"> • How important friendships are in making us feel happy and secure, and how people choose and make friends • The characteristics of friendships, including mutual respect, truthfulness, Trustworthiness, loyalty, kindness, generosity, Trust, sharing interests and experiences and support with problems and difficulties • That healthy friendships are positive and welcoming towards others, and do not make others feel lonely or excluded • That most friendships have ups and downs, and that these can often be worked through so that the friendship is repaired or even strengthened, and that resorting to violence is never right • How to recognise who to Trust and who not to Trust, how to judge when a friendship is making them feel unhappy or uncomfortable, managing conflict, how to manage these situations and how to seek help or advice from others, if needed
Respectful relationships	<ul style="list-style-type: none"> • The importance of respecting others, even when they are very different from them (for example, physically, in character, personality or backgrounds), or make different choices or have different preferences or beliefs • Practical steps they can take in a range of different contexts to improve or support respectful relationships • The conventions of courtesy and manners • The importance of self-respect and how this links to their own happiness

	<ul style="list-style-type: none"> • That in school and in wider society they can expect to be treated with respect by others, and that in turn they should show due respect to others, including those in positions of authority • About different types of bullying (including cyberbullying), the impact of bullying, responsibilities of bystanders (primarily reporting bullying to an adult) and how to get help • What a stereotype is, and how stereotypes can be unfair, negative or destructive • The importance of permission-seeking and giving in relationships with friends, peers and adults
Online relationships	<ul style="list-style-type: none"> • That people sometimes behave differently online, including by pretending to be someone they are not • That the same principles apply to online relationships as to face-to face relationships, including the importance of respect for others online including when we are anonymous • The rules and principles for keeping safe online, how to recognise risks, harmful content and contact, and how to report them • How to critically consider their online friendships and sources of information including awareness of the risks associated with people they have never met • How information and data is shared and used online
Being safe	<ul style="list-style-type: none"> • What sorts of boundaries are appropriate in friendships with peers and others (including in a digital context) • About the concept of privacy and the implications of it for both children and adults; including that it is not always right to keep secrets if they relate to being safe • That each person's body belongs to them, and the differences between appropriate and inappropriate or unsafe physical, and other, contact • How to respond safely and appropriately to adults they may encounter (in all contexts, including online) whom they do not know • How to recognise and report feelings of being unsafe or feeling bad about any adult • How to ask for advice or help for themselves or others, and to keep trying until they are heard • How to report concerns or abuse, and the vocabulary and confidence needed to do so • Where to get advice e.g. family, school and/or other sources

Appendix 3: By the end of secondary school pupils should know

Families	<ul style="list-style-type: none"> • That there are different types of committed, stable relationships • How these relationships might contribute to human happiness and their importance for bringing up children • What marriage is, including their legal status e.g. that marriage carries legal rights and protections not available to couples who are cohabiting or who have married, for example, in an unregistered religious ceremony • Why marriage is an important relationship choice for many couples and why it must be freely entered into • The characteristics and legal status of other types of long-term relationships • The roles and responsibilities of parents with respect to raising of children, including the characteristics of successful parenting • How to: determine whether other children, adults or sources of information are Trustworthy: judge when a family, friend, intimate or other relationship is unsafe (and to recognise this in others' relationships); and, how to seek help or advice, including reporting concerns about others, if needed
Respectful relationships, including friendships	<ul style="list-style-type: none"> • The characteristics of positive and healthy friendships (in all contexts, including online) including: Trust, respect, honesty, kindness, generosity, boundaries, privacy, consent and the management of conflict, reconciliation and ending relationships. This includes different (non-sexual) types of relationship • Practical steps they can take in a range of different contexts to improve or support respectful relationships • How stereotypes, in particular stereotypes based on sex, gender, race, religion, sexual orientation or disability, can cause damage (e.g. how they might normalise non-consensual behaviour or encourage prejudice) • That in school and in wider society they can expect to be treated with respect by others, and that in turn they should show due respect to others, including people in positions of authority and due tolerance of other people's beliefs • About different types of bullying (including cyberbullying), the impact of bullying, responsibilities of bystanders to report bullying and how and where to get help • That some types of behaviour within relationships are criminal, including violent behaviour and coercive control • What constitutes sexual harassment and sexual violence and why these are always unacceptable • The legal rights and responsibilities regarding equality (particularly with reference to the protected characteristics as defined in the Equality Act 2010) and that everyone is unique and equal
Online and media	<ul style="list-style-type: none"> • Their rights, responsibilities and opportunities online, including that the same expectations of behaviour apply in all contexts, including online • About online risks, including that any material someone provides to another has the potential to be shared online and the difficulty of removing potentially compromising material placed online

	<ul style="list-style-type: none"> ● Not to provide material to others that they would not want shared further and not to share personal material which is sent to them ● What to do and where to get support to report material or manage issues online ● The impact of viewing harmful content ● That specifically sexually explicit material e.g. pornography presents a distorted picture of sexual behaviours, can damage the way people see themselves in relation to others and negatively affect how they behave towards sexual partners ● That sharing and viewing indecent images of children (including those created by children) is a criminal offence which carries severe penalties including jail ● How information and data is generated, collected, shared and used online
Being safe	<ul style="list-style-type: none"> ● The concepts of, and laws relating to, sexual consent, sexual exploitation, abuse, grooming, coercion, harassment, rape, domestic abuse, forced marriage, honour-based violence and FGM, and how these can affect current and future relationships ● How people can actively communicate and recognise consent from others, including sexual consent, and how and when consent can be withdrawn (in all contexts, including online)
Intimate and sexual relationships, including sexual health	<ul style="list-style-type: none"> ● How to recognise the characteristics and positive aspects of healthy one-to-one intimate relationships, which include mutual respect, consent, loyalty, Trust, shared interests and outlook, sex and friendship ● That all aspects of health can be affected by choices they make in sex and relationships, positively or negatively, e.g. physical, emotional, mental, sexual and reproductive health and wellbeing ● The facts about reproductive health, including fertility and the potential impact of lifestyle on fertility for men and women ● That there are a range of strategies for identifying and managing sexual pressure, including understanding peer pressure, resisting pressure and not pressurising others ● That they have a choice to delay sex or to enjoy intimacy without sex ● The facts about the full range of contraceptive choices, efficacy and options available ● The facts around pregnancy including miscarriage ● That there are choices in relation to pregnancy (with medically and legally accurate, impartial information on all options, including keeping the baby, adoption, abortion and where to get further help) ● How the different sexually transmitted infections (STIs), including HIV/AIDs, are transmitted, how risk can be reduced through safer sex (including through condom use) and the importance of and facts about testing ● About the prevalence of some STIs, the impact they can have on those who contract them and key facts about treatment ● How the use of alcohol and drugs can lead to risky sexual behaviour ● How to get further advice, including how and where to access confidential sexual and reproductive health advice and treatment

Appendix 4: Parent form: withdrawal from sex education within RSE

TO BE COMPLETED BY PARENTS			
Name of child		Class	
Name of parent		Date	
Reason for withdrawing from sex education within relationships and sex education			
Any other information you would like the school to consider			
Parent signature			

TO BE COMPLETED BY THE SCHOOL	
Agreed actions from discussion with parents	Include notes from discussions with parents and agreed actions taken. E.g. Joe Bloggs will be taking part in all relationships lessons and during the sex education lessons, he will be working independently on a project in the Year 5 classroom